

# CUBE




Perfect for the enjoyment of couples, the family or even a get-together with friends, the Cube spa has taken all needs into account to deliver the perfect spa session to all users.

It comes with an ice bucket and headrests around two of the spa's edges for maximum comfort.

Equipped with 27 jets and 12 air nozzles, it gives first-rate massages.

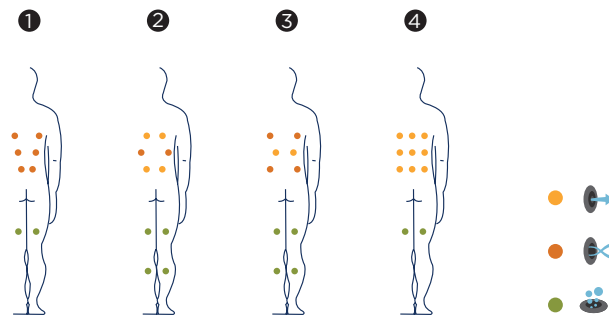
**Positions:** 4

**Measures:** 231 x 231 x 78



Optional:

- SILENT PUMP
- ENERGY SAVING COVER
- Ecospa
- reilax IMPACTSYSTEM
- COLOUR SENSE
- ULTRAVIOLET TREATMENT
- Aroma therapy
- METALLIC structure
- BCN DESIGN
- PURELINE LIGHTING
- NORDIC INSULATION SYSTEM
- WIFI Touch Panel
- Surround Bluetooth AUDIO





ref: 56541

### Technical specifications

Measures ( ±2cm)	231 x 231 x 78
Positions (seats/loungers)	4 (4 / -)
Water capacity (l)	975
Weight (empty/full) (kg)	450 / 1.425

Cabinet coating	Solid Surface / Graphite / Thunder / Walnut
Without cabinet	Optional
Acrylic colours	44 / 27 / 59 / 18 / 64

FEATURES	
Total Massage Points	<b>39</b>
High Pressure Micro-Massage	15
Circular Anti-Stress Massage	12
Relax Impact System Nozzles	12
Stainless Steel Nozzles	•
Headrests	2
Digital Control Panel	•
Ultraviolet Treatment	•
Galvanised Metal Structure	•
ABS Base	•
Energy Saving Cover	•
EcoSpa	•
Nordic Insulation System	Optional

FINISHES	
Colour Sense	5 LED + illuminated accessories
Pure Line Lighting	•
Bluetooth Surround Sound	Optional
Woodermax Cabinet	-
Design Line	-
Aromatherapy	•
Programmable WiFi Touch Panel	Optional
Flexible Massage	-


MASSAGE PUMPS	
Water Massage	1.800 W / 2,5 HP
Relax Impact Pump	1.150 W

FILTRATION AND HEATING	
Recirculation pump	250 W
Water heater	3.000 W
Type of filter	Cartridge

POWER SUPPLY	
Power requirement LOW AMP (W)/(A) to 230 V	3.400 W / 14,8 A
Voltage	230 V / 400 V III

### Shell finishes

#### Acrylic colors



44 White



27 Winter Solstice



59 Sterling




18 Sand



64 Pearl Shadow

### Furniture finishes



Solid Surface



Graphite



Thunder



Walnut

### Accessories



*WALNUT step  
(or GRAPHITE model)*



*Aromatherapy kit refills*



*Water care*

According to our policy of constant evolution, we reserve the right to modify the specifications in part or in whole without forewarning.

# CUBE




Parfaitement adapté pour en profiter pleinement en couple, en famille ou lors d'une réunion entre amis, le spa Cube a tenu compte de tous les besoins afin de pouvoir offrir une séance de spa parfaite.

Il inclut un seau à glaçons et des appuis-tête des deux côtés du spa pour un confort maximal.

Équipé de 27 jets et 12 buses soufflantes, il procure un massage de choix.

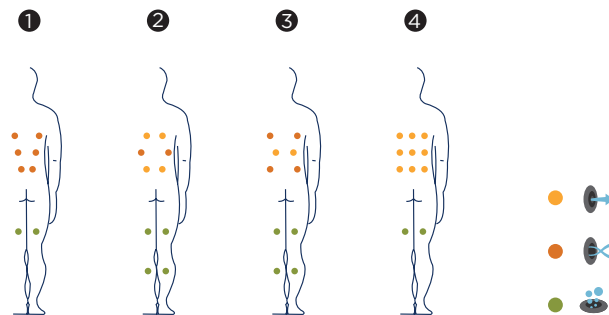
**Positions:** 4

**Dimensions:** 231 x 231 x 78



Option:

- SILENT PUMP
- ENERGY SAVING COVER
- Ecospa
- reilax IMPACTSYSTEM
- COLOUR SENSE
- ULTRAVIOLET TREATMENT UV
- Aroma therapy
- METALLIC structure
- BCN DESIGN
- PURELINE LIGHTING
- NORDIC INSULATION SYSTEM
- WIFI Touch Panel
- Surround Bluetooth AUDIO



**Caractéristiques techniques**

ref: 56541

Dimensions ( ±2cm)	231 x 231 x 78
Positions (assises / allongées)	4 (4 / -)
Volume Eau (l)	975
Poids (vide/plein) (kg)	450 / 1.425

Type de Revêtement Meuble Extérieur	Solid Surface/Graphite/Chêne blanchi/Noyer
Sans habillage	Option
Couleurs Acryliques	44 / 27 / 59 / 18 / 64

PRESTATIONS	
Total Points de Massage	<b>39</b>
Micro Massage Localisé Pressions	15
Massage Rotatif Anti-tension	12
Buses Relax Impact System	12
Jets/Buses Inoxydable	•
Appuie-tête	2
Panneau de Commande Numérique	•
Ultraviolet Treatment UV	•
Structure Métal Galvanisé	•
Base ABS	•
Energy Saving Cover	•
EcoSpa	•
Nordic Insulation System	Option


DIVERTISSEMENT	
Colour Sense	5 LED + Accessoires éclairés
Pure Line Lighting	•
Surround Bluetooth Audio	Option
Mueble Woodermax	-
Design Line	-
Aromatherapy	•
Touch Panel Programmable Wifi	Option
Flexible Massage	-

POMPE DE MASSAGE	
Massage d'eau	1.800 W / 2,5 CV
Relax Impact Pump	1.150 W

FILTRATION ET CHAUFFAGE	
Pompe de recirculation	250 W
Chauffage d'eau	3.000 W
Type de filtre	Cartouche

COURANT ÉLECTRIQUE	
Puissance maximale LOW AMP (W)/(A)230 V	3.400 W / 14,8 A
Tension	230 V / 400 V III

## Matériel des Spas

**Couleurs Acrylique**

44 Blanc



27 Winter Solstice



59 Sterling




18 Sand



64 Pearl Shadow

## Bois des Spas



Solid Surface



Graphite



Chêne blanchi



Noyer

## Accessories

**AQUA VIA**  
S P A

*Escalier NOYER  
(ou GRAPHITE modèle)*

*Kit Recharge Aromathérapie*

*Kit de désinfection*

Dans le cadre de notre politique d'améliorations constantes, nous nous réservons le droit de modifier/d'amender nos spécifications n'importe quand et sans aucun préavis.

# CUBE




Der Spa Cube erfüllt alle Anforderungen, um Ihnen, Ihrem Partner, der Familie und selbst dem Freundeskreis eine perfekte Spa-Sitzung zu bieten.

Ein Eiskübel und Kopfstützen auf beiden Seiten des Spas bieten maximalen Komfort.

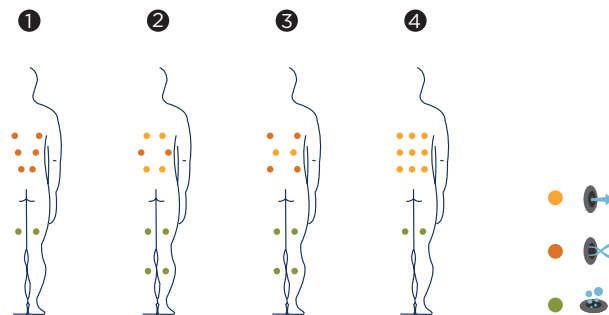
Ausgestattet mit 27 Jets und 12 Luftinjektoren für eine selektive Massage.

**Positionen:** 4

**Dimensionen:** 231 x 231 x 78



<b>Option:</b>			





ref: 56541

**Ausstattung**

Dimensionen ( ±2cm)	231 x 231 x 78
Positionen (Sitze/Liege)	4 (4 / -)
Wasservolumen (l)	975
Gewicht (leer/befüllt) (kg)	450 / 1.425

Verkleidungstyp Außenrahmen	Solid Surface/Graphit/Thunder/Nussbaum
Metallrahmen	Option
Acrylfarben	44 / 27 / 59 / 18 / 64

LEISTUNGEN	
Massagepunkte gesamt	<b>39</b>
Örtliche Druck-Mikromassage	15
Kreisende spannungslösende Massage	12
Düsen Relax Impact System	12
Düsen Edelstahl	•
Kopfstützen	2
Digitales Bedienfeld	•
Ultraviolet Treatment UV	•
Verzinkter Metallrahmen	•
ABS-Platte	•
Thermoabdeckung	•
EcoSpa	•
Nordic Insulation System	Option

UNTERHALTUNG	
Colour Sense	5 LED + Beleuchtungszubehör
Pure Line Lighting	•
Surround Bluetooth Audio	Option
Woodermax Verkleidung	-
Design Line	-
Aromatherapie	•
Programmierbares Touch Panel Wifi	Option
Flexible Massage	-


MASSAGEPUMPEN	
Wassermassage / Jetpumpe	1.800 W / 2,5 HP
Relax Impact Pump / Gebläse	1.150 W

FILTER UND HEIZUNG	
Silent Pump / Umwälzpumpe	250 W
Wassererhitzer	3.000 W
Filtertyp	Kartuschenfilter

ELEKTRISCHE SPANNUNG	
Leistung Option niedrige Stromstärke(W)/(A)230 V	3.400 W / 14,8 A
Stromspannung	230 V / 400 V III

Ausführungstyp Becken

**Acrylfarben**



44 Weiß



27 Winter Solstice



59 Sterling




18 Sand



64 Pearl Shadow


Verkleidungstyp Außenrahmen



Solid Surface



Graphit



Thunder



Nussbaum

Zubehör



*Spa-Leiter NUSSBAUM  
(oder Woodermax GRAPHIT)*



*Kit Aromatherapie Beutel*



*Wasserpflege-Kit*

Im Rahmen unserer Bemühungen um ständige Verbesserungen behalten wir uns das Recht vor, ohne weitere Bekanntmachungen Änderungen an der Konstruktion und den technischen Daten vorzunehmen.

# CUBE




Perfecto para el disfrute total de la pareja, la familia o incluso una reunión de amigos, el spa Cube ha tenido en cuenta todas las necesidades para ofrecer una perfecta sesión de spa.

Incluye una cubitera y reposacabezas en ambos lados del spa, para su máximo confort.

Equipado con 27 jets y 12 inyectores de aire, realiza un selecto masaje.

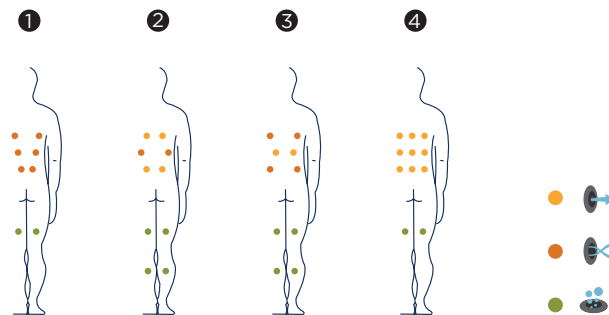
**Posiciones:** 4

**Medidas:** 231 x 231 x 78



Optional:

- SILENT PUMP
- ENERGY SAVING COVER
- Ecospa
- reilax IMPACTSYSTEM
- COLOUR SENSE
- ULTRAVIOLET TREATMENT
- Aroma therapy
- METALLIC structure
- BCN DESIGN
- PURELINE LIGHTING
- NORDIC INSULATION SYSTEM
- WIFI Touch Panel
- Surround Bluetooth AUDIO





ref: 56541

**Características técnicas**

Medidas ( ±2cm)	231 x 231 x 78
Posiciones (sentado / tumbado)	4 (4 / -)
Volumen Agua (l)	975
Peso (vacío/lleno) (kg)	450 / 1.425

Tipo Revestimiento Mueble Exterior	Solid Surface / Grafito / Thunder / Nogal
Sin revestimiento	Opcional
Colores Acrílico	44 / 27 / 59 / 18 / 64


PRESTACIONES	
Total Puntos de Masaje	<b>39</b>
Micro Masaje Localizado Presión	15
Masaje Rotativo Antitensión	12
Boquillas Relax Impact System	12
Jets/Boquillas Inoxidable	•
Reposacabezas	2
Panel de Control Digital	•
Ultraviolet Treatment UV	•
Estructura Metálica Galvanizada	•
Base ABS	•
Energy Saving Cover	•
EcoSpa	•
Nordic Insulation System	Opcional

ACABADOS	
Colour Sense	5 LED + Accesorios iluminados
Pure Line Lighting	•
Surround Bluetooth Audio	Opcional
Mueble Woodermax	-
Design Line	-
Aromatherapy	•
Touch Panel Programable Wifi	Opcional
Flexible Massage	-

BOMBAS DE MASAJE	
Masaje de agua	1.800 W / 2,5 CV
Relax Impact Pump	1.150 W

FILTRACIÓN Y CALEFACCIÓN	
Bomba de recirculación	250 W
Calentador de agua	3.000 W
Tipo de filtro	Cartucho

CORRIENTE ELÉCTRICA	
Potencia requerida LOW AMP (W) / (A) a 230 V	3.400 W / 14,8 A
Voltaje	230 V / 400 V III

**Acabados Casco****Colores Acrílico**

44 Blanco



27 Winter Solstice




59 Sterling



18 Sand



64 Pearl Shadow

**Acabados Mueble**


Solid Surface



Grafito



Thunder



Nogal

**Accesorios***Escalera NOGAL  
(o modelo GRAFITO)**Kit Recambios Aromatherapy**Kit de desinfección*

Como parte de nuestra política de mejoramiento continuo, nos reservamos el derecho de modificar el diseño y/o especificaciones sin previo aviso.



# CUBE




Perfetta per coppie, famiglie oppure riunioni di amici, la spa Cube ha pensato a tutte le necessità per offrire una sessione di spa perfetta.

Include un secchiello portabevande e poggiatesta ad entrambi i lati della spa, per il massimo comfort.

Equipaggiata con 27 jet e 12 iniettori d'aria, effettua un massaggio esclusivo.

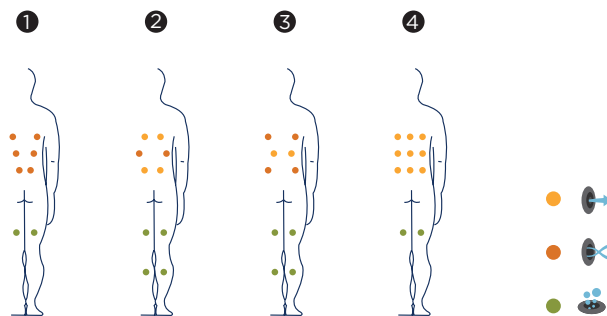
**Posizioni:** 4

**Misure:** 231 x 231 x 78



Optional features:

- SILENT PUMP
- ENERGY SAVING COVER
- Ecospa
- reilax IMPACTSYSTEM
- COLOUR SENSE
- ULTRAVIOLET TREATMENT
- Aroma therapy
- METALLIC structure
- BCN DESIGN
- PURELINE LIGHTING
- NORDIC INSULATION SYSTEM
- WIFI Touch Panel
- Surround Bluetooth AUDIO





ref: 56541

## Caratteristiche

Misure ( ±2 cm)	231 x 231 x 78
Posizioni (seduto / sdraiato)	4 (4 / -)
Volume acqua (l)	975
Peso (vuota/piena) (kg)	450 / 1.425

Tipo di rivestimento del mobile esterno	Solid Surface / Grafite / Thunder / Noce
Senza rivestimento	Opzionale
Colori Acrilico	44 / 27 / 59 / 18 / 64

PRESTAZIONI	
Totale punti di massaggio	<b>39</b>
Micro massaggio localizzato a pressione	15
Massaggio rotativo antitensione	12
Bocchette Relax Impact System	12
Jet/Bocchette Inossidabile	•
Poggiatesta	2
Pannello di controllo digitale	•
Ultraviolet Treatment UV	•
Struttura metallica galvanizzata	•
Base ABS	•
Energy Saving Cover	•
EcoSpa	•
Nordic Insulation System	Opzionale

FINITURE	
Colour Sense	5 LED + Accessori illuminati
Pure Line Lighting	•
Surround Bluetooth Audio	Opzionale
Mobile Woodermax	-
Design Line	-
Aromatherapy	•
Touch Panel Programmabile Wi-Fi	Opzionale
Flexible Massage	-


POMPE DI MASSAGGIO	
Massaggio ad acqua	1.800 W / 2,5 CV
Relax Impact Pump	1.150 W

FILTRAGGIO E RISCALDAMENTO	
Pompa di ricircolo	250 W
Scaldaeacqua	3.000 W
Tipo di filtro	Cartuccia


CORRENTE ELETTRICA	
Potenza necessaria LOW AMP (W) / (A) a 230 V	3.400 W / 14,8 A
Tensione	230 V / 400 V III

### Materiale Vasca

### Colori superficie acrilica



44 Bianco



27 Winter Solstice



59 Sterling




18 Sand



64 Pearl Shadow

### Mobile in sintetico



Solid Surface



Grafite



Thunder



Noce

### Accessori



*Escaletta NOCE  
(o GRAFITE)*



*Kit ricambi Aromatherapy*



*Kit di disinfezione*

Fedeli alla nostra politica di continuo miglioramento, ci riserviamo il diritto di modificare il design e/o le specifiche senza preavviso.

# CUBE




Perfect voor koppels, het hele gezin of zelfs een avondje met vrienden. De Cube-spa heeft alles in huis om iedereen de perfecte spasessie te bieden.

Zo biedt hij een ijsemmer en hoofdsteunen langs twee zijden voor optimaal comfort.

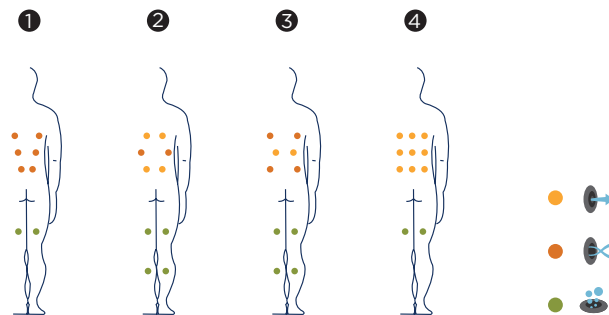
Met zijn 27 jets en 12 luchtinjectoren zorgt hij voor geweldige massages.

**Posities:** 4

**Afmetingen:** 231 x 231 x 78



Optioneel:



**Technische eigenschappen**

ref: 56541

Afmetingen (± 2 cm)	231 x 231 x 78
Posities (zit-/ligplaatsen)	4 (4 / -)
Wattvolume (L)	975
Gewicht (leeg/vol) (kg)	450 / 1.425

Coating raamwerk	Solid Surface / Grafiet / Thunder / Walnoot
Zonder raamwerk	Optioneel
Acrylkleuren	44 / 27 / 59 / 18 / 64


KENMERKEN	
Aantal massagepunten	<b>39</b>
Micromassage met hoge druk	15
Cirkelvormige anti-stressmassage	12
Relax Impact System-injectoren	12
Roestvrijstalen injectoren	•
Hoofsteunen	2
Digitaal bedieningspaneel	•
Ultraviolet behandeling	•
Structuur in gegalvaniseerd metaal	•
Basis in ABS	•
Energy Saving Cover	•
EcoSpa	•
Nordic Insulation System	Optioneel

AFWERKINGEN	
Colour Sense	5 LED + Verlichte accessoires
Pure Line Lighting	•
Surround Bluetooth Audio	Optioneel
Woodermax-raamwerk	-
Design Line	-
Aromatherapie	•
Programmeerbaar wifi-aanraakscherm	Optioneel
Flexible Massage	-

MASSAGEPOMPEN	
Watermassage	1.800 W / 2,5 PK
Relax Impact-pomp	1.150 W

FILTRATIE EN VERWARMING	
Hercirculatiepomp	250 W
Waterboiler	3.000 W
Filtertype	Patroon

INSTALLATIE	
Vereist vermogen LOW AMP (W)/(A) aan 230 V	3.400 W / 14,8 A
Spanning	230 V / 400 V III

**Afwerking****Acrylkleuren**

44 White




27 Winter Solstice




59 Sterling



18 Sand



64 Pearl Shadow

**Coating raamwerk**


Solid Surface



Graphite



Thunder



Walnut

**Accessoires***WALNOOT / GRAPHITE Spatrapje**Aromatherapie-navullingen**Ideale kit voor het reinigen van uw spawater*

Overeenkomstig ons beleid van voortdurende ontwikkeling behouden wij ons het recht voor om de specificaties geheel of gedeeltelijk te wijzigen zonder voorafgaande kennisgeving.

# CUBE

AQUAVIA  
SPA



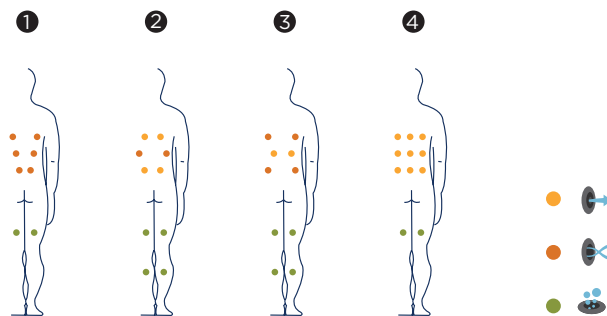

Skvělý požitek pro páry, rodinu nebo přátele. Model Cube vzal všechny potřeby v úvahu a vznikla perfektní vana pro všechny uživatele.

Je dodáván s kbelíkem na led a opěrkami hlavy kolem dvou hran pro maximální pohodlí.

Vybaven 27 hydromasážními tryskami a 12 vzduchovými prvotřídními zážitek.

Pozice: 4 

Rozměry: 231 x 231 x 78



## Technická Specifikace



ref: 56541

Rozměry ( ±2cm)	231 x 231 x 78
Pozice (sedačky/lehátka)	4 (4 / -)
Vodní Kapacita (l)	975
Váha (Prázdňá/Plná) (kg)	450 / 1.425

Obložení	Solid Surface / Graphite / Thunder / Walnut
Bez obložení	Volitelné
Barva Akrylu*	44 / 27 / 59 / 18 / 64

VÝBAVA	
Celkový Počet Trysek	<b>39</b>
Přímé Trysky	15
Antistresové Rotační	12
Vzduchové Trysky	12
Nerezové Provedení	•
Opěrky	2
Digitální Ovládací Panel	•
Uv Lampa	•
Pozinkovaná Konstrukce	•
Abs Zpodní Plát	•
Termokryt	•
Ecospa	•
Nordic Insulation System	Volitelné

DOPLŇKOVÁ VÝBAVA	
Colour Sense	5 LED + illuminated accessories
Podsvícení Obložení	•
Bluetooth Surround Systém	Volitelné
Woodermax Obložení	-
Design Line	-
Aromaterapie	•
Wi-Fi Dotykový Panel	Volitelné
Flexible Massage	-


MASÁŽNÍ ČERPADLA	
Vodní Čerpadlo	1.800 W / 2,5 HP
Vzduchové Čerpadlo	1.150 W

FILTRACE A OHŘEV	
Cirkulační Čerpadlo	250 W
Ohřev	3.000 W
Typ Filtru	Cartridge

ELEKTRICKÉ PŘIPOJENÍ	
Příkon Low Amp (W) / (A) To 230 V	3.400 W / 14,8 A
Napájení	230 V / 400 V III

## Provedení Skořepiny

## Barva Akrylu



44 White




27 Winter Solstice



59 Sterling




18 Sand



64 Pearl Shadow

## Obložení




Solid Surface



Graphite



Thunder



Walnut

## Doplňky



WALNUT / GRAPHITE Schody



Usnadní Zvedání A Manipulaci



Ideální sada pro údržbu vody ve vířivce

Overeenkomstig ons beleid van voortdurende ontwikkeling behouden wij ons het recht voor om de specificaties geheel of gedeeltelijk te wijzigen zonder voorafgaande kennisgeving.